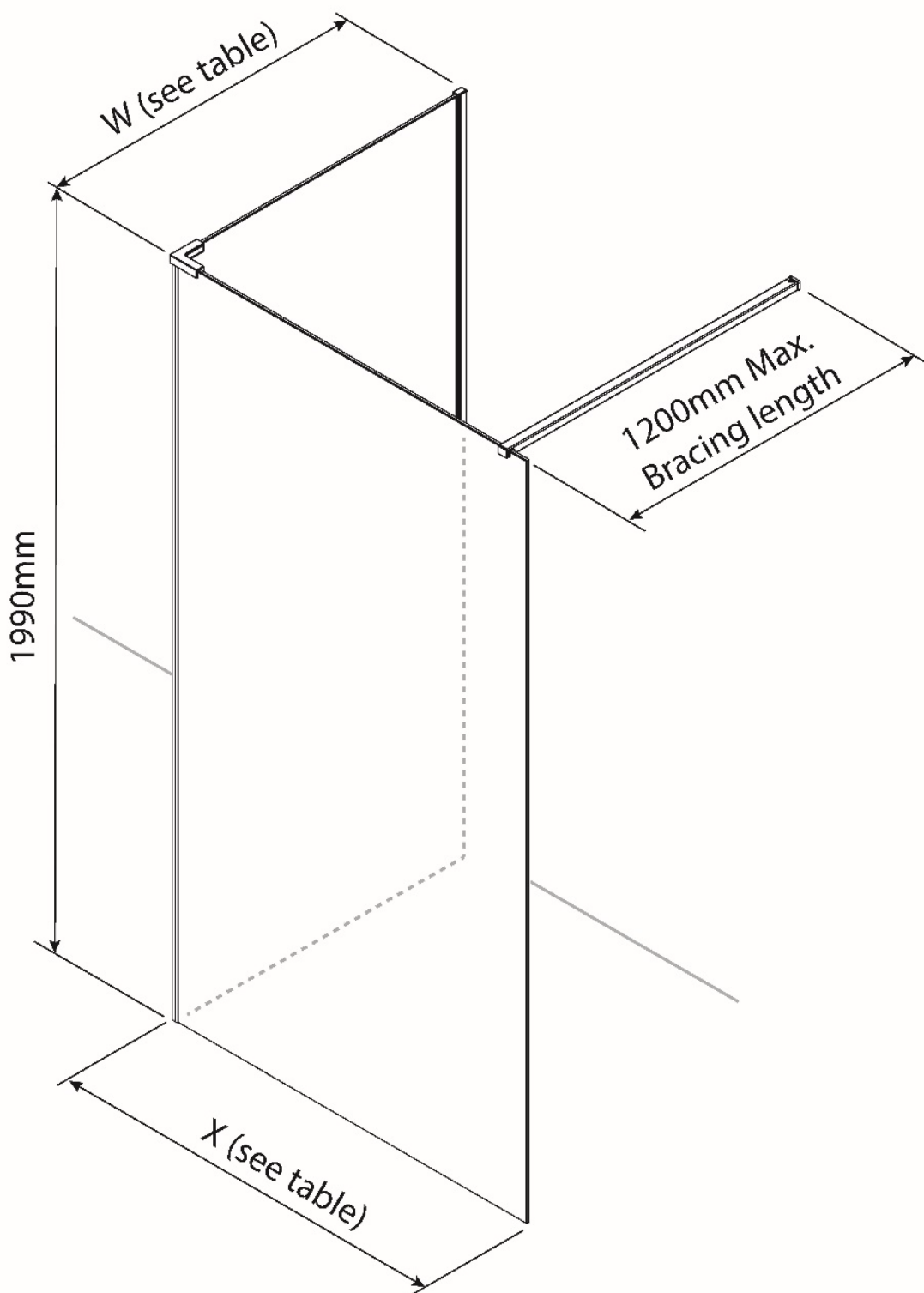


Product Data : Config 9 – Corner, no Deflector.



Carbon ⁺
Neutral
Organisation





GLASS Nom.	End Panel W
200	210 - 230
300	310 - 330
400	410 - 430
500	510 - 530
600	610 - 630
700	670 - 690
800	770 - 790
900	870 - 890
1000	970 - 990
1100	1070 - 1090
1200	1170 - 1190
1400	1370 - 1390

GLASS Nom.	Front Panel X
200	205
300	305
400	405
500	505
600	605
700	665
800	765
900	865
1000	965
1100	1065
1200	1165
1400	1365

- Frameless design. 8 and 10mm toughened safety glass.
- UKCA (CE) marked : conforms with : BS EN 14428. (& BS EN 12150-1).
- 2000mm height (max over bracing etc).
- Fully reversible.
- AllClear® easy clean coating applied to both sides of glass.
- 20mm wall plumb adjustment.
- Anodised aluminium profiles/bracing bars in a choice of 6 colours.
- Die cast & PVD coated zinc hardware (clamps, bracketry, hinges).
- Suitable for corner or open wall installation on a shower tray or tiled floor.
- Bracing bar is supplied 1200mm long, for cutting to size at installation.
- Minimalist Corner (shown) features top corner bracket & ultra clear PVC seal.

Quality guarantee: Shower doors and enclosures are guaranteed against any manufacturing or material defects for the lifetime of the product. Defects will be resolved free of charge by replacing parts we feel necessary.

To be free of charge, work must be carried out by Lakes engineers / authorised engineers only.

Not covered on this guarantee:

Damage or defects that result from improper installation, improper use, or lack of maintenance (including limescale build up).

Damage or defects that result from repairs or modifications undertaken by unauthorized persons.


This guarantee is in addition to statutory and other legal rights.

ORDERING:

Select Glass 8 or 10mm x 2 pieces (* undersized to ensure fit within tray width/length, & to accommodate bracing bar within max unit height 2000mm).

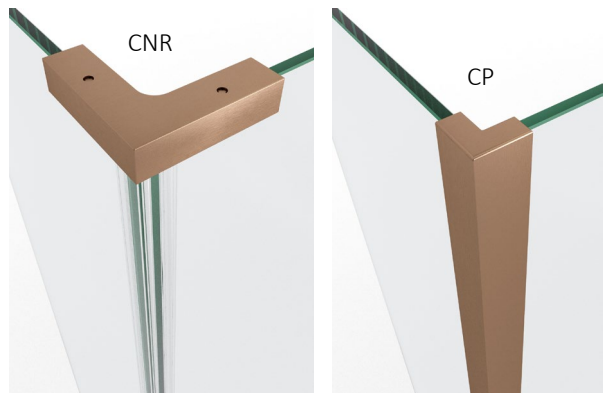
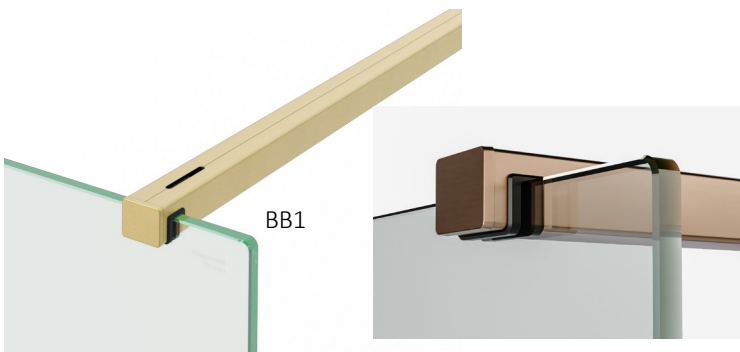
WIDTH Nom. (mm)	Glass Dimensions (mm) *	8mm GLASS	10mm GLASS
200	190 x 1981	G8-020	G10-020
300	290 x 1981	G8-030	G10-030
400	390 x 1981	G8-040	G10-040
500	490 x 1981	G8-050	G10-050
600	590 x 1981	G8-060	G10-060
700	652 x 1981	G8-070	G10-070
800	752 x 1981	G8-080	G10-080
900	852 x 1981	G8-090	G10-090
1000	952 x 1981	G8-100	G10-100
1100	1052 x 1981	G8-110	G10-110
1200	1152 x 1981	G8-120	G10-120
1400	1352 x 1981	G8-140	n/a

Select Colour :



Select Hardware :

Description	Qty	Silver	Black	Br. Brass	Br. Nickel	Br. Bronze	Gun Metal
Wall Profile	1	WPSS	WPSB	WPSBRS	WPSN	WPSBRZ	WPSGUN
Bracing Bar	1	BB1S	BB1B	BB1BRS	BB1N	BB1BRZ	BB1GUN



And Corner Style : Minimalist (8 or 10mm)

Description	Qty	Silver	Black	Br. Brass	Br. Nickel	Br. Bronze	Gun Metal
Corner Bracket 8mm	1	CNR8S	CNR8B	CNR8BRS	CNR8N	CNR8BRZ	CNR8GUN
& Corner Seal 8mm	1	CNR8SEAL					
or							
Corner Bracket 10mm	1	CNR10S	CNR10B	CNR10BRS	CNR10N	CNR10N	CNR10N
& Corner Seal 10mm	1	CNR10SEAL					

OR Post type (8 or 10mm)

Description	Qty	Silver	Black	Br. Brass	Br. Nickel	Br. Bronze	Gun Metal
Corner Post 8mm	1	CP8S	CP8B	CP8BRS	CP8N	CP8BRZ	CP8GUN
or							
Corner Post 10mm	1	CP10S	CP10B	CP10BRS	CP10N	CP10BRZ	CP10GUN

ORDER : Presumption is glass thickness & colour will be consistent throughout.
Please tick as appropriate, size your glasses & we'll take care of item codes.

8mm GLASS 10mm GLASS

COLOUR

Silver
 Black
 Brushed Brass
 Brushed Nickel
 Brushed Bronze
 Gun Metal

If further tailoring is wished, please complete tables below, & we will check suitability before confirming your request.

8mm GLASS SPECIFIC

8mm GLASS #	8mm prefix	Width code	Qty
1	G8-		1
2	G8-		1

10mm GLASS SPECIFIC

10mm GLASS #	10mm prefix	Width code	Qty
1	G10-		1
2	G10-		1

Description	8mm prefix	Colour suffix	Qty
Corner Bracket	CNR8		1
Corner Seal	CNR8SEAL		1
OR			
Corner Post	CP8		1

Description	10mm prefix	Colour suffix	Qty
Corner Bracket	CNR10		1
Corner Seal	CNR10SEAL		1
OR			
Corner Post	CP10		1

AND UNIVERSAL ITEMS

Description	Prefix	Colour suffix	Qty
Wall Profile	WPS		1
Bracing Bar	BB1		1

OPTIONALLY : Bracing Bars BB1 may be substituted for

Description	Prefix	Colour suffix
Glass to Ceiling Brace	G2C + 2CB	
Floor to Ceiling Brace	F2C + 2CB	