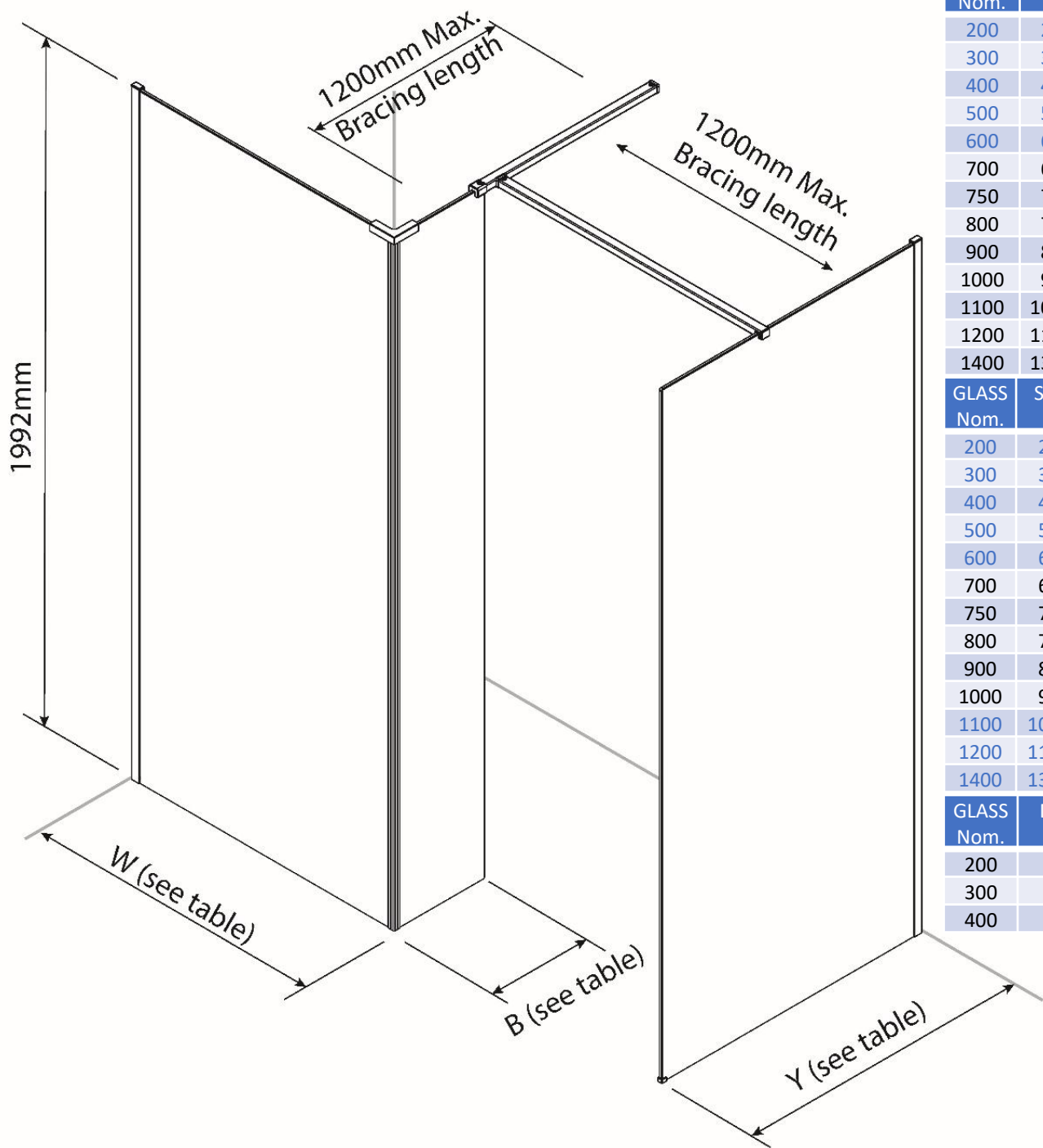


Product Data : Config 13 – Corner, Fixed Deflector & Side Panel.



Carbon
Neutral
Organisation





GLASS Nom.	Front Panel W
200	210 - 230
300	310 - 330
400	410 - 430
500	510 - 530
600	610 - 630
700	670 - 690
750	720 - 740
800	770 - 790
900	870 - 890
1000	970 - 990
1100	1070 - 1090
1200	1170 - 1190
1400	1370 - 1390
GLASS Nom.	Side Panel Y
200	200 - 220
300	300 - 320
400	400 - 420
500	500 - 520
600	600 - 620
700	660 - 680
750	710 - 730
800	760 - 780
900	860 - 880
1000	960 - 980
1100	1060 - 1080
1200	1160 - 1180
1400	1360 - 1380
GLASS Nom.	Deflector B
200	200
300	300
400	400

- Frameless design. 8 and 10mm toughened safety glass.
- UKCA (CE) marked : conforms with : BS EN 14428. (& BS EN 12150-1).
- 2000mm height (max over bracing etc).
- Fully reversible.
- AllClear® easy clean coating applied to both sides of glass.
- Standard Wall Profile WPS : 20mm wall plumb/adjustment.
- Narrow Wall Profile WPN - see options : More discreet 10mm wall plumb/adjustment.
- Recess type Wall Profile available – see options.
- Anodised aluminium profiles/bracing bars in a choice of 6 colours.
- Die cast & PVD coated zinc hardware (clamps, bracketry, hinges).
- Suitable for corner wall installation on a shower tray or tiled floor.
- Bracing bars are supplied 1200mm long, for cutting to size at installation.
- Bracing bars are supplied with 90° T Joiner where appropriate (BB1).
- Minimalist Corner (shown) features top corner bracket & ultra clear PVC seal.
- Framing profile sets available – see options (8mm glass only).

Quality guarantee: Shower doors and enclosures are guaranteed against any manufacturing or material defects for the lifetime of the product. Defects will be resolved free of charge by replacing parts we feel necessary.

To be free of charge, work must be carried out by Lakes engineers / authorised engineers only.

Not covered on this guarantee:

Damage or defects that result from improper installation, improper use, or lack of maintenance (including limescale build up).

Damage or defects that result from repairs or modifications undertaken by unauthorized persons.


This guarantee is in addition to statutory and other legal rights.

ORDERING:

Select Glass 8 or 10mm x 3 pieces (* undersized to ensure fit within tray width/length, & to accommodate bracing bar within max unit height 2000mm).


WIDTH Nom. (mm)	Glass Dimensions (mm) *	8mm GLASS	10mm GLASS
200	190 x 1981	G8-020	G10-020
300	290 x 1981	G8-030	G10-030
400	390 x 1981	G8-040	G10-040
500	490 x 1981	G8-050	G10-050
600	590 x 1981	G8-060	G10-060
700	652 x 1981	G8-070	G10-070
750	702 x 1981	G8-075	G10-075
800	752 x 1981	G8-080	G10-080
900	852 x 1981	G8-090	G10-090
1000	952 x 1981	G8-100	G10-100
1100	1052 x 1981	G8-110	G10-110
1200	1152 x 1981	G8-120	G10-120
1400	1352 x 1981	G8-140	n/a

Select Colour :



Select Hardware :

Description	Qty	Silver	Black	Br. Brass	Br. Nickel	Br. Bronze	Gun Metal
Wall Profile	2	WPSS	WPSB	WPSBRS	WPSN	WPSBRZ	WPSGUN
Bracing Bar	1	BB3S	BB3B	BB3BRS	BB3N	BB3BRZ	BB3GUN
Bracing Bar	1	BB1S	BB1B	BB1BRS	BB1N	BB1BRZ	BB1GUN



And Corner Style : Minimalist (8 or 10mm)

Description	Qty	Silver	Black	Br. Brass	Br. Nickel	Br. Bronze	Gun Metal
Corner Bracket 8mm	1	CNR8S	CNR8B	CNR8BRS	CNR8N	CNR8BRZ	CNR8GUN
& Corner Seal 8mm	1	CNR8SEAL					
Corner Bracket 10mm	1	CNR10S	CNR10B	CNR10BRS	CNR10N	CNR10BRZ	CNR10GUN
& Corner Seal 10mm	1	CNR10SEAL					

OR Post type (8 or 10mm)

Description	Qty	Silver	Black	Br. Brass	Br. Nickel	Br. Bronze	Gun Metal
Corner Post 8mm	1	CP8S	CP8B	CP8BRS	CP8N	CP8BRZ	CP8GUN
Corner Post 10mm	1	CP10S	CP10B	CP10BRS	CP10N	CP10BRZ	CP10GUN

Optional Foot Kit (for applications where Deflector is over tray recess).


Description	Qty	Silver	Black	Br. Brass	Br. Nickel	Br. Bronze	Gun Metal
Foot Kit	1	FTKS	FTKB	FTKBRS	FTKN	FTKBRZ	FTKGUN

Options:

OPTIONAL ORDERING: substitute for WPS*.

Description	Qty	Silver	Black	Br. Brass	Br. Nickel	Br. Bronze	Gun Metal
Narrow Wall Profile	2	WPNS	WPNB	WPNBRS	WPNN	WPNBRZ	WPNGUN

More minimalist frame at wall option whilst retaining adjustability. 10mm adjustment at walls (10mm wall plumb limit over full height). Panels affixed to walls have 10mm reduced maximum size.



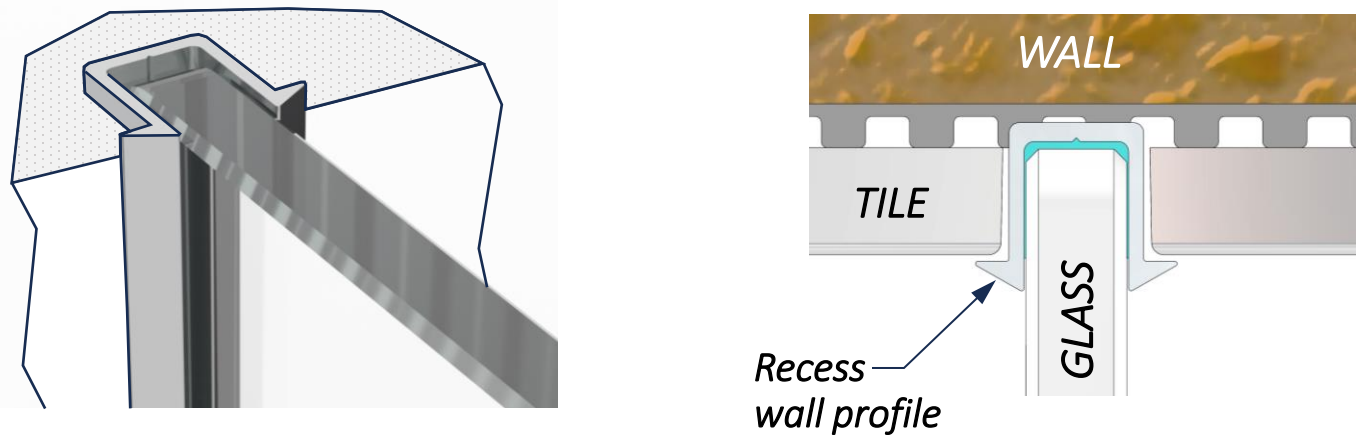
Narrow Wall Profile WPN (10mm adj)

Standard Wall Profile WPS (20mm adj)

OPTIONAL ORDERING: substitute for WPS*.

Description	Qty	Silver	Black	Br. Brass	Br. Nickel	Br. Bronze	Gun Metal
U Recess Wall Profile 8mm	2	RW8S	RW8B	RW8BRS	RW8N	RW8BRZ	RW8GUN
U Recess Wall Profile 10mm	2	RW10S	RW10B	RW10BRS	RW10N	RW10BRZ	RW10GUN

Minimal visible frame at wall option for 8 or 10mm glass embedded into wall. Zero adjustability. 3mm wall plumb limit over full height. Panels embedded into walls are 20mm reduced on minimum stated widths. Panels may also be embedded into wetroom type floors (panel height is reduced by 10mm). Hinge Deflectors BY/PH CANNOT be used with floor embedded recess profiles.



OPTIONAL ORDERING: additional glass ‘framing’ items – 8mm glass only.

Description	Qty	Silver	Black	Br. Brass	Br. Nickel	Br. Bronze	Gun Metal
Full Frame Kit	3	F8S	F8B	F8BRS	F8N	F8BRZ	F8GUN
Vert only Frame Kit	2	FV8S	FV8B	FV8BRS	FV8N	FV8BRZ	FV8GUN

F - Full Frame type : vertical and horizontal framing. FV - Vert only type : vertical edge only. Framing kits add 2mm to panel width, 4mm to panel height, CANNOT be used in conjunction with hinged deflectors BY/PH, MAY be used for corners CNR/CP, (& fixed deflectors). Recommended bracing bar : BB1(shown).



ORDER : Presumption is glass thickness & colour will be consistent throughout.
Please tick as appropriate, size your glasses & we'll take care of item codes.

8mm GLASS

10mm GLASS

COLOUR

Silver

Black

Brushed Brass

Brushed Nickel

Brushed Bronze

Gun Metal

If further tailoring is wished, please complete tables below, & we will check suitability before confirming your request.

8mm GLASS SPECIFIC

8mm GLASS #	8mm prefix	Width code	Qty
1	G8-		1
2	G8-		1
3	G8-		1

10mm GLASS SPECIFIC

10mm GLASS #	10mm prefix	Width code	Qty
1	G10-		1
2	G10-		1
3	G10-		1

Description	8mm prefix	Colour suffix	Qty
Corner Bracket	CNR8		2
Corner Seal	CNR8SEAL		2
OR			
Corner Post	CP8		2

Description	10mm prefix	Colour suffix	Qty
Corner Bracket	CNR10		2
Corner Seal	CNR10SEAL		2
OR			
Corner Post	CP10		2

AND UNIVERSAL ITEMS

Description	Prefix	Colour suffix	Qty
Wall Profile	WPS		2
Inline Bracing Bar	BB3		1
Bracing Bar	BB1		1

Or alternatives

Description	Prefix	Colour suffix	Qty
Wall Profile (narrow)	WPN		2
U Recess Wall Profile 8mm	RW8		2
U Recess Wall Profile 10mm	RW10		2

OPTIONALLY : Bracing Bars may be substituted for

Description	Prefix	Colour suffix
Glass to Ceiling Brace	G2C + 2CB	
Floor to Ceiling Brace	F2C + 2CB	
Angled Bracing Bar	AB	

Choice of Frame styles may be added (8mm glass only).

Description	Prefix	Colour suffix	remarks
Full Frame Kit	F8		BB1 bracing ONLY
Vert only Frame Kit	FV8		BB1 recommended. G2C, AB & BB2 bracing may be used